

Lancaster County Homelessness Coalition

The Coalition is a community collaboration uniting 75+ organizations—including health and human service providers, business leaders, education, physical and mental health, private sector partners, and faith-based organizations—with a shared vision: **ensuring homelessness is rare, brief and non-recurring.**



Vision



A sustained, safe and quality home for all who are experiencing or at risk of homelessness in Lancaster County.

Mission



Together, the Coalition provides quality, personalized human and housing services for all individuals and families facing or experiencing homelessness, and ensures homelessness is rare, brief, and non-recurring.



Lancaster County Homelessness Coalition

Programs and Resources



Clay Street Emergency Shelter, December 2024

Coordinated Entry

- Provides a common, single point of entry into the network of homeless services.

Street Outreach

- Seeks out those who are unsheltered/sleeping rough and provides information and basic resources like Mobile Hygiene Unit *Refresh Lancaster*

Emergency/Winter/ Extreme Weather Shelters & Day Centers

- Provides a safe, warm, dry place to sleep and point of connection to engage with service providers.

Housing Programs

- Crisis housing, short-term rental assistance, and long-term housing supports for individuals and families experiencing homelessness.

Homelessness Prevention

- Assists households in maintaining their home to prevent eviction and homelessness.

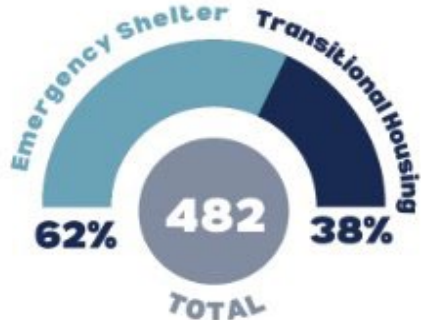


POINT IN TIME DATA

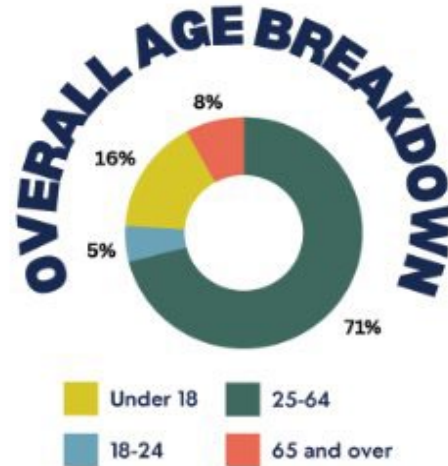
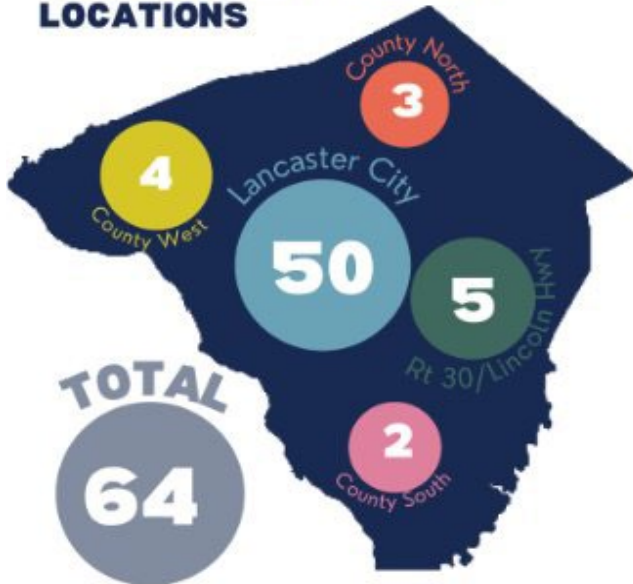
The national Point-in-Time count is an actual count of sheltered and unsheltered people experiencing homelessness on a single night in January.

JANUARY 22, 2025 SURVEY

SHELTERED PIT COUNT BREAKDOWN



UNSHeltered PIT COUNT LOCATIONS



The 2025 PIT Count was the 2nd highest since 2022 and occurred during the coldest night of the year with a temperature of -4 degrees.

The Point-in-Time Count:

- Congressionally mandated – a national effort to count people experiencing homelessness on a single night each January.
- Assists communities understand how many people are living in shelters or without a safe place to stay especially during the coldest time of the year.
- It only captures **one night**, and we know the number is underrepresented and changes throughout the year.
- Many people move in / out of unstable housing, so this count is just one way we try to understand the need and advocate for the right resources to help.

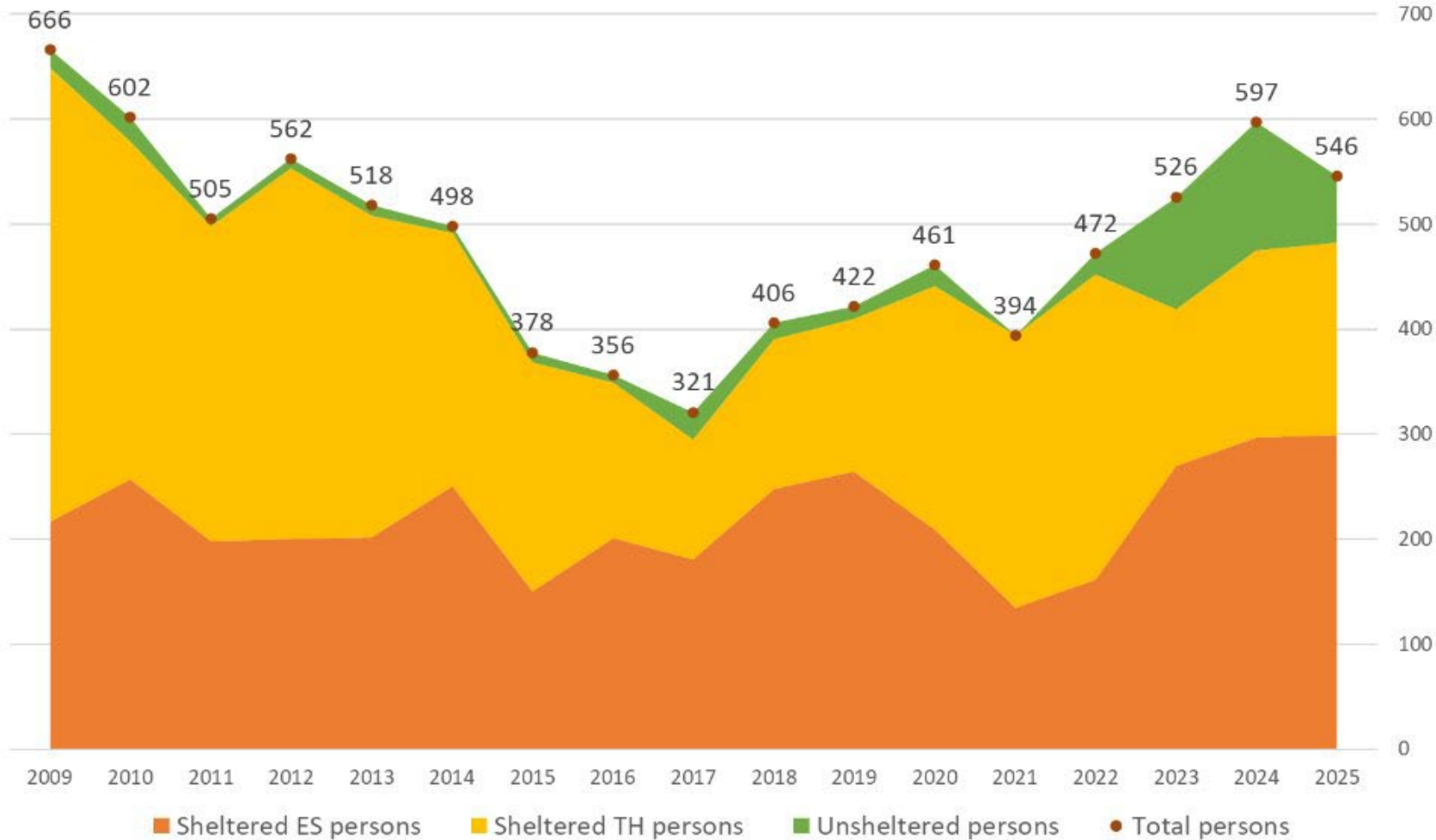
Beyond collecting numbers, the Count can also be a meaningful opportunity to connect with individuals and families who are often the hardest to reach and may not engage with the system.

NEXT PIT COUNT: January 22-23, 2026



DATA TRENDS: 2009 - 2025

HUD-reported Point in Time Count totals 2009-2025*



Since 2017 we have seen steady increases in the number of individuals experiencing homelessness.

Since 2021 Lancaster county has seen a 51.52% increase in the number of individuals captured by the PIT data.

In 2022, there was a 11% increase, followed by **2023** with a 13.5% increase

While we saw a decrease in 2025, the trend is approaching the **levels of the 2009 recession**.



CLAY STREET EMERGENCY SHELTER

*Addressing Homelessness through
Community & Partnership.*

Opened on December 30, 2024, and hosted at Otterbein United Methodist Church, CSES provides 85 beds as the city's first permanent, year-round, low-barrier emergency shelter since 2009. Through operational services provided by YMCA of the Roses, the shelter offers vulnerable adults a safe, warm, and welcoming place to sleep every night.

Celebrating one year of continuous operations!



590 **UNIQUE
GUESTS
SERVED.** 

 **29,093** **TOTAL BED
NIGHTS PROVIDED.**
a single night's stay in a
bed by one person.

GUESTS STAY
AN AVERAGE OF
79 NIGHTS.

26% OF GUESTS STAYED **MORE
THAN 60 DAYS.**

55+ **SENIORS MAKE UP
28% OF GUESTS.**

66% **OF GUESTS REPORT A
MONTHLY INCOME OF
LESS THAN \$500.**

82 **AVG BEDS OCCUPIED
NIGHTLY IN
DECEMBER 2025.**

17% **OF GUESTS ARE LIVING
WITH AT LEAST THREE
DISABLING CONDITIONS.**

2.5% **OF GUESTS
ARE U.S.
VETERANS.**

91% **OF GUESTS LAST
REPORTED A
PERMANENT
ADDRESS IN
LANCASTER COUNTY.** 

12/30/2024 - 12/31/2025 Cumulative Data